



2020 Undergraduate Former Student Survey Financial Obstacles

In an effort to learn more about former undergraduate students' experiences while at Texas A&M University and the role their education has played since graduation, a survey was sent to students who graduated from Texas A&M University with a bachelor's degree in 2012, 2015, and 2018. A total of 2,564 former students responded to the survey, representing a response rate of 8%*. Former students were asked about several financial obstacles they faced while at Texas A&M University.

Figure 1: I did not attend TAMU sponsored ticketed events (plays, concerts, athletic events, etc.) due to financial circumstances (percent yes)

Figure 1 indicates that LGBTQ+, First Generation, and Latinx students were most likely to forgo attending events that cost money due to their financial circumstances.

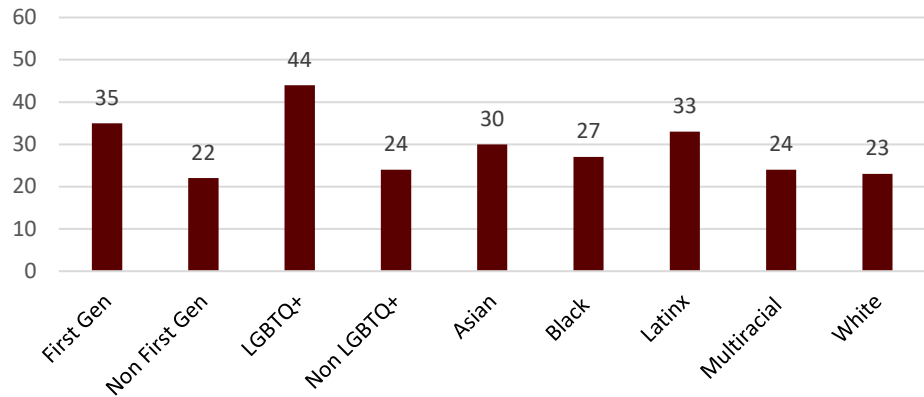


Figure 2: I did not join a student organization (or participate in related activities) due to financial circumstances (percent yes)

Figure 2 indicates that about one-quarter of First Generation, LGBTQ+, Multiracial, and Latinx students chose to not join a student organization or participate in related activities due to financial concerns.

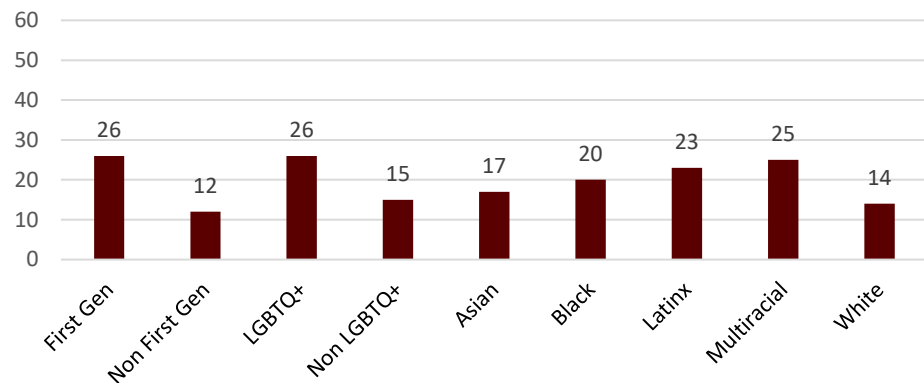




Figure 3: I did not participate in an international/education abroad experience due to financial circumstances (percent yes)

Figure 3 indicates that First Generation, Asian, Latinx, and LGBTQ+ students were most likely to not participate in a travelling abroad program. At least a third of respondents in all groups indicates that financial concerns were a reason to not participate in education abroad.

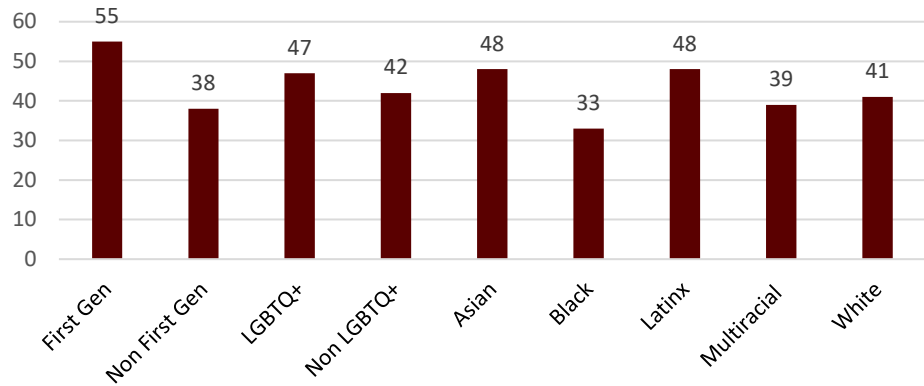
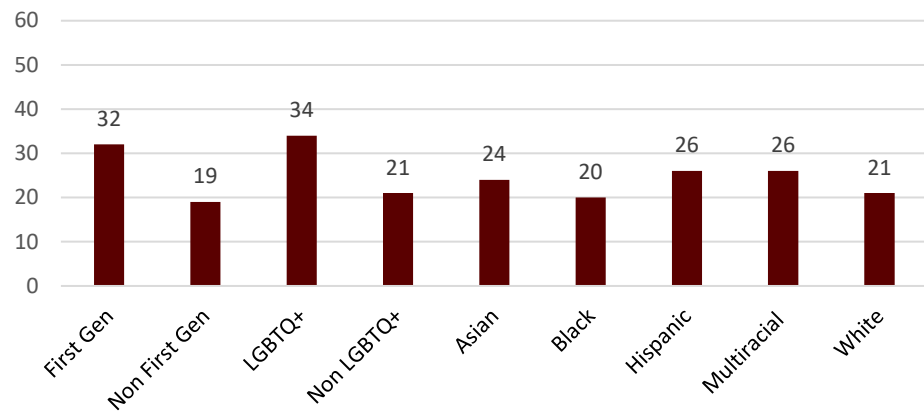


Figure 4: I was not able to engage in social activities with friends due to financial circumstances (percent yes)

Figure 4 indicates that about one-third of LGBTQ+ and First Generation students did not socialize with friends because of concerns over their financial situation.



*Note: The survey was open from 2/18/20 to 3/17/20. Unknown/Not Reported responses are not included in this report. Multiracial=Multi-racial excluding Black. Black=Black or African American. Latinx=Hispanic or Latino. Because of small cell size, American Indian/Alaskan Native and Native Hawaiian/Other Pacific Islander are not included in this report. In addition, group sizes ranged from 48 to 1,796.

FOR MORE INFORMATION



Contact the Department of Student Life Studies at
sls@tamu.edu or (979) 862-5624.